

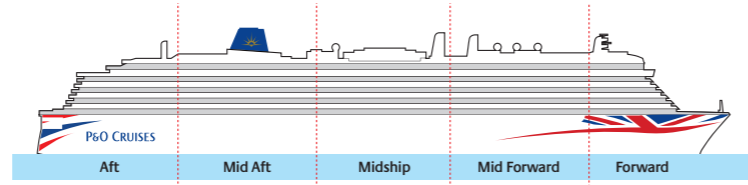
Arvia

184,700 tonnes
 Entering service in 2022
 Normal operating capacity: 5,200 guests and 1,800 crew

If you'd like to view these deck plans in a little more detail, you can view PDF versions online at pocruises.com

For more information on selecting the right cabin for you see pages 32-33.

The deck plans reflect our intentions at time of going to print and are subject to change.



To find out more about Arvia's cabins, visit pocruises.com/Arvia

Suites

Suite: Decks 9, 10, 11, 12, 14 & 15

Family Sea view Suite: Promenade Deck

Conservatory Mini-suite: Promenade & Deck 9

Balcony cabins

Deluxe with Sofa: Promenade & Decks 9, 10, 11, 12, 14 & 15

Standard with Sofa: Promenade, Lido & Decks 5, 9, 10, 11, 12, 14, 15 & 17

Smaller: Promenade, Lido & Decks 9, 10, 11, 12, 14, 15 & 17

Sea view cabins

Standard: Decks 4 & 5

Inside cabins

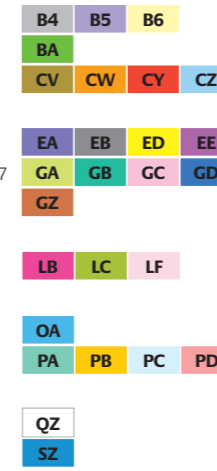
Larger: Decks 4, 5, 9, 11 & 14

Standard: all cabin decks

Single cabins

Balcony: Decks 9, 11 & 14

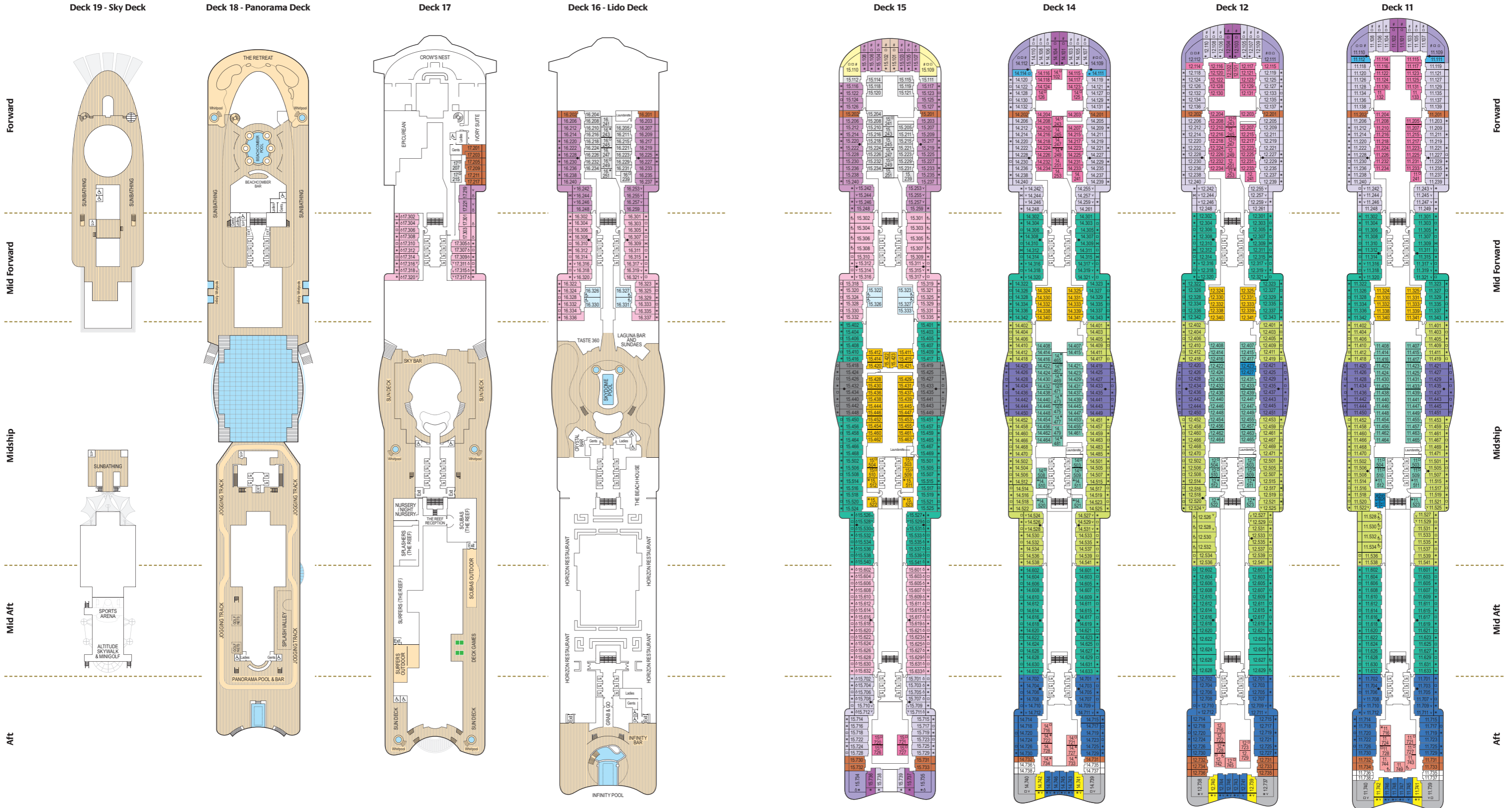
Inside: Decks 5, 9 & 12



Cabin Notes

- * Cabin has one additional bed in the form of a single sofa bed
- Cabin has two additional beds, one in the form of a single sofa bed and one in the form of a pull-down bed
- Cabins with interconnecting doors
- # Steel fronted balcony
- ± Cabin has no balcony
- ◊ Balcony is shaded
- ∨ Balconies visible from above, neighbouring balconies and/or Promenade Deck
- △ Cabins have obstructed view
- ⊠ Restricted access to balcony during high winds
- ⊞ These cabins can accommodate the storage of compact foldable mobility aids for use outside the cabin.
- ⊞ All adapted cabins and partially adapted cabins are shower only. Please note PB, PC, PD, PE and PF adapted grades are partially adapted cabins. These are standard cabins that have accessible elements and are suitable to guests bringing non-motorised upright assistive mobility devices and who do not require the use of a wheelchair, scooter or other similar assistive devices.

Note: all pull-down beds in twin cabins are accessible via a ladder. Balconies in the forward section of the ship can be overlooked by the bridge. All cabins on Arvia have shower only apart from Suites - B4, B5 and B6 grades. BA Suites: please note that suites 8.110 and 8.109 do not feature a balcony.



Suites

Suite: Decks 9, 10, 11, 12, 14 & 15

Family Sea view Suite: Promenade Deck

Conservatory Mini-suite: Promenade & Deck 9

Balcony cabins

Deluxe with Sofa: Promenade & Decks 9, 10, 11, 12, 14 & 15

Standard with Sofa: Promenade, Lido & Decks 5, 9, 10, 11, 12, 14, 15 & 17

Smaller: Promenade, Lido & Decks 9, 10, 11, 12, 14, 15 & 17



Sea view cabins

Standard: Decks 4 & 5

Inside cabins

Larger: Decks 4, 5, 9, 11 & 14

Standard: all cabin decks

Single cabins

Balcony: Decks 9, 11 & 14

Inside: Decks 5, 9 & 12



Cabin Notes

- Cabin has one additional bed in the form of a single sofa bed
- Cabin has two additional beds, one in the form of a single sofa bed and one in the form of a pull-down bed
- Cabins with interconnecting doors
- # Steel fronted balcony
- † Cabin has no balcony
- Balcony is shaded
- v Balconies visible from above, neighbouring balconies and/or Promenade Deck
- △ Cabins have obstructed view
- ⊕ Restricted access to balcony during high winds
- ⊗ These cabins can accommodate the storage of compact foldable mobility aids for use outside the cabin.

- ⊗ All adapted cabins and partially adapted cabins are shower only. Please note PB, PC, PD, PE and PF adapted grades are partially adapted cabins. These are standard cabins that have accessible elements and are suitable to guests bringing non-motorised upright assistive mobility devices and who do not require the use of a wheelchair, scooter or other similar assistive devices.
- Note:** all pull-down beds in twin cabins are accessible via a ladder. Balconies in the forward section of the ship can be overlooked by the bridge. All cabins on Arvia have shower only apart from Suites – B4, B5 and B6 grades. BA Suites: please note that suites 8.110 and 8.109 do not feature a balcony.

