



**All about my
P&O Cruises holiday**

**This is where I can find out about
what I might see and do on
holiday. I can also write down fun
facts about me, the ship and my
special memories...**



P&O CRUISES

My P&O Cruises holiday

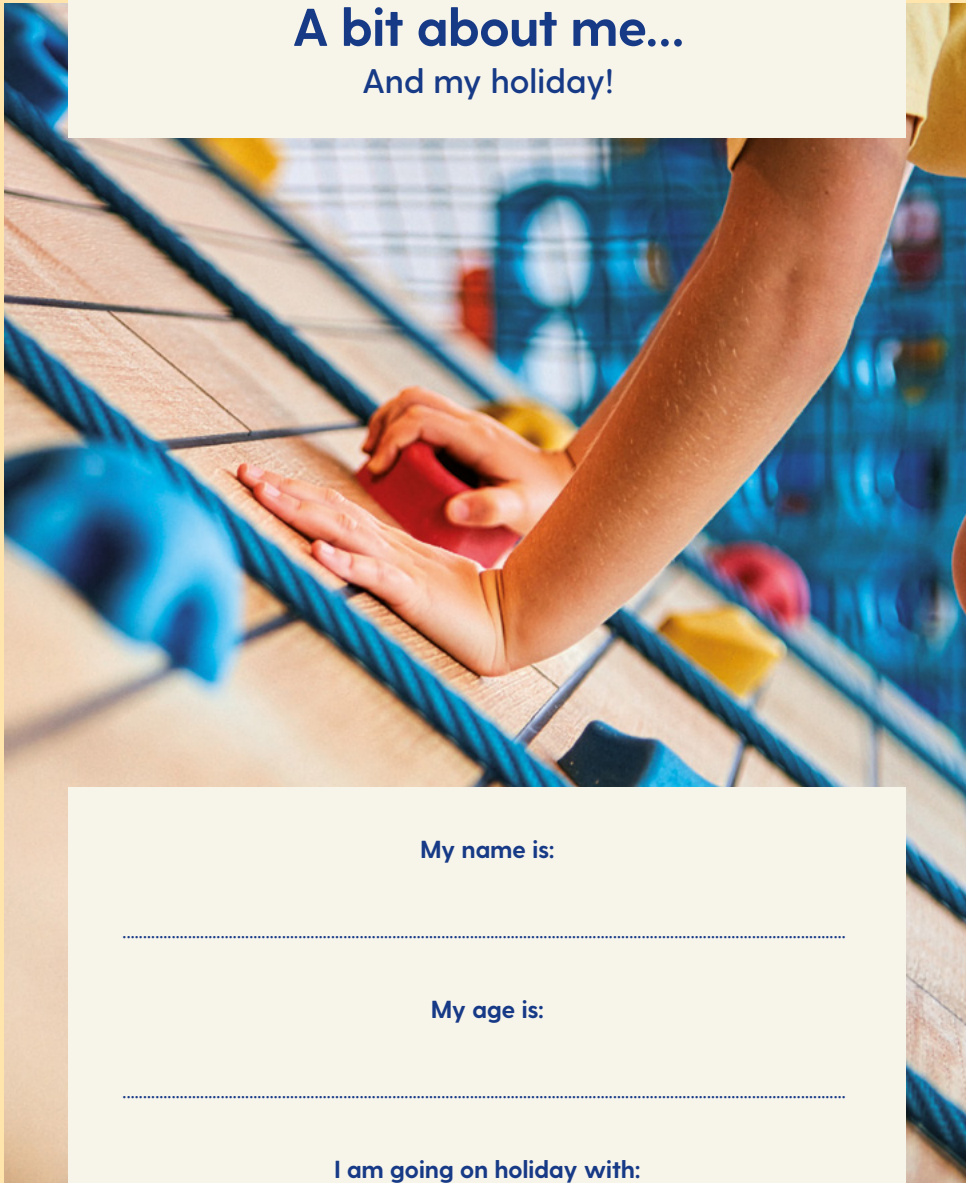
There's lots to look forward to. From here, I can see what's on each page and tick off when I've read each section.

A bit about me and my holiday.....	Page 5	<input type="checkbox"/>	My ship is big – discover the different decks	Page 13	<input type="checkbox"/>
Before we go on holiday	Page 6	<input type="checkbox"/>	Exploring the ship – what will I see and hear?.....	Page 14	<input type="checkbox"/>
Time to go on holiday.....	Page 7	<input type="checkbox"/>	Time for food – what can I eat and where?.....	Page 15	<input type="checkbox"/>
Inside the terminal – let's check in.....	Page 8	<input type="checkbox"/>	Lots of fun for me – exciting activities.....	Page 16	<input type="checkbox"/>
Inside the terminal – going through security	Page 9	<input type="checkbox"/>	The Reef children's club.....	Page 17	<input type="checkbox"/>
Getting on our ship.....	Page 10	<input type="checkbox"/>	At the Theatre.....	Page 18	<input type="checkbox"/>
My muster station.....	Page 11	<input type="checkbox"/>	Lots to see and do ashore	Pages 19-20	<input type="checkbox"/>
My cabin.....	Page 12	<input type="checkbox"/>	The end of my holiday	Page 21	<input type="checkbox"/>



A bit about me...

And my holiday!



My name is:

.....

My age is:

.....

I am going on holiday with:

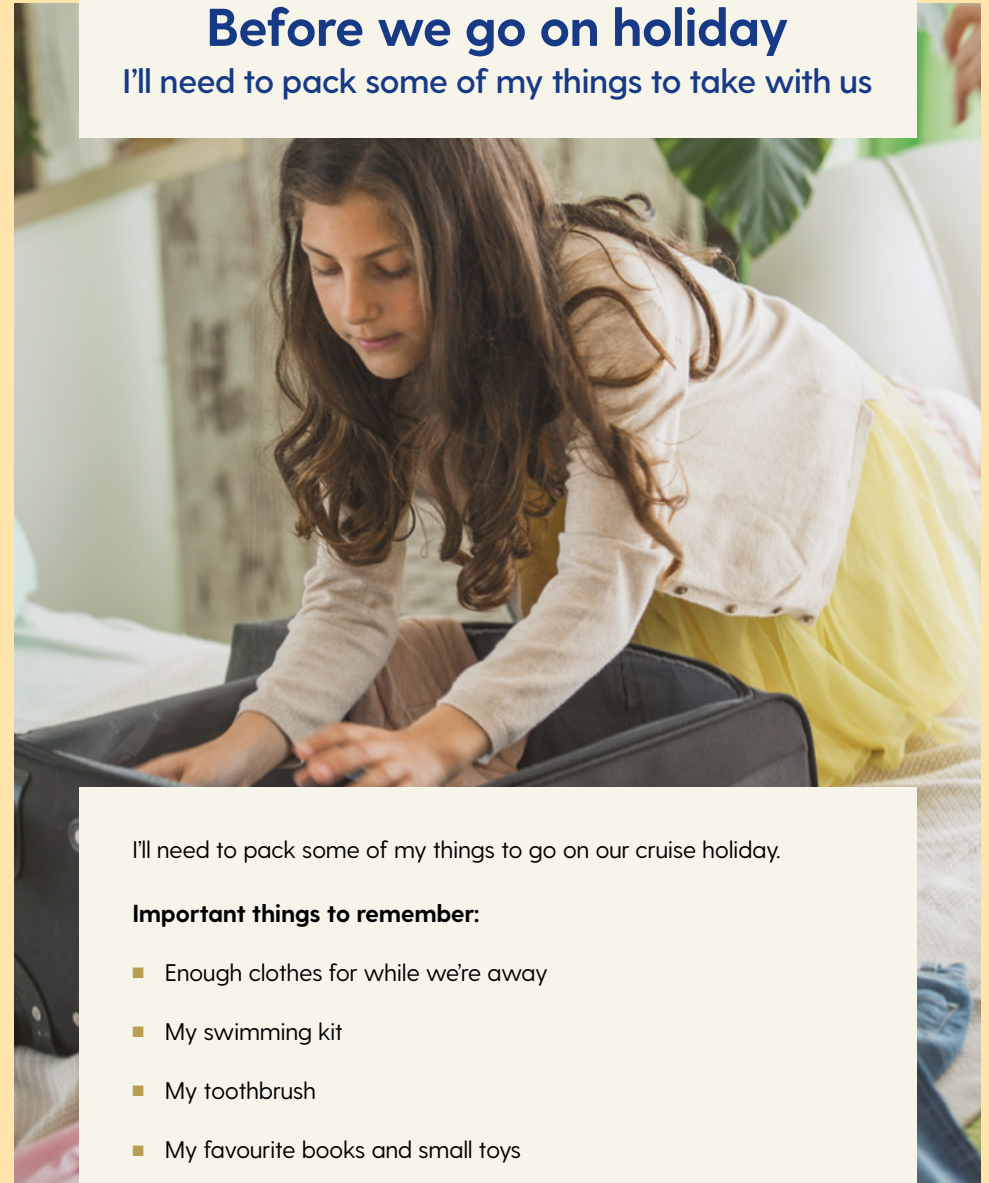
.....

How I feel about going on holiday:

.....

Before we go on holiday

I'll need to pack some of my things to take with us



I'll need to pack some of my things to go on our cruise holiday.

Important things to remember:

- Enough clothes for while we're away
- My swimming kit
- My toothbrush
- My favourite books and small toys

Things I don't want to forget:

.....
.....
.....
.....

Time to go on holiday

Getting to the ship



Our ship is called, it will be waiting for us at the port in

We will travel in a to get to the port. Ports are like car parks, but for ships. It's a place where ships stop so people can get on or off.

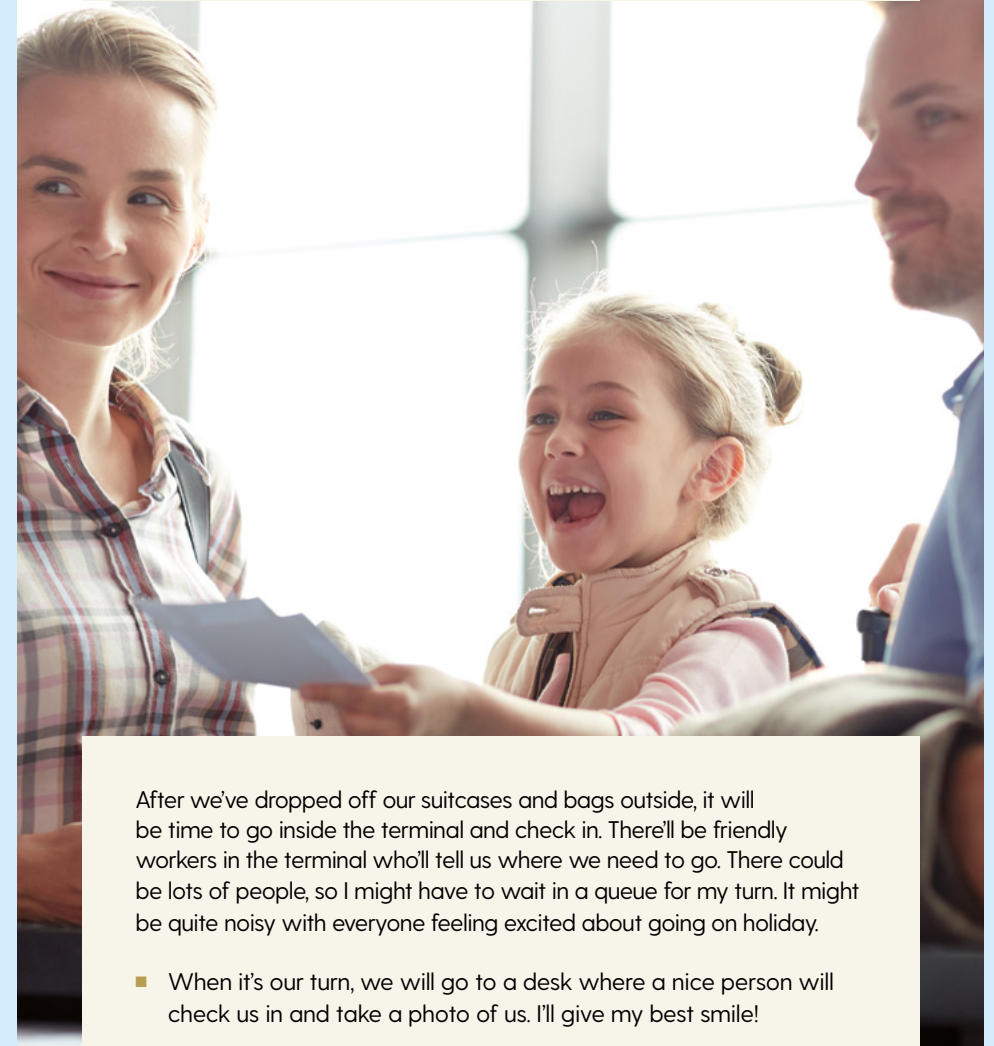
It will take us hours to get to the port.

When we're at the port, we will go to the terminal.

- The terminal is a building where the group I'm travelling with and I will get ready to go on holiday, along with all the ship's other guests.
- We will need to drop off our bags with a porter – this person will look after our luggage and get it to our cabin safely for us. There may be lots of people dropping off their bags, but this won't take too long.

Inside the terminal

Let's check in



After we've dropped off our suitcases and bags outside, it will be time to go inside the terminal and check in. There'll be friendly workers in the terminal who'll tell us where we need to go. There could be lots of people, so I might have to wait in a queue for my turn. It might be quite noisy with everyone feeling excited about going on holiday.

- When it's our turn, we will go to a desk where a nice person will check us in and take a photo of us. I'll give my best smile!
- Boarding means getting on the ship. We might have to wait for our scheduled time so that there aren't too many people trying to get on at once.

I'll bring some fun activities to keep me busy while we wait.

Inside the terminal

Going through security

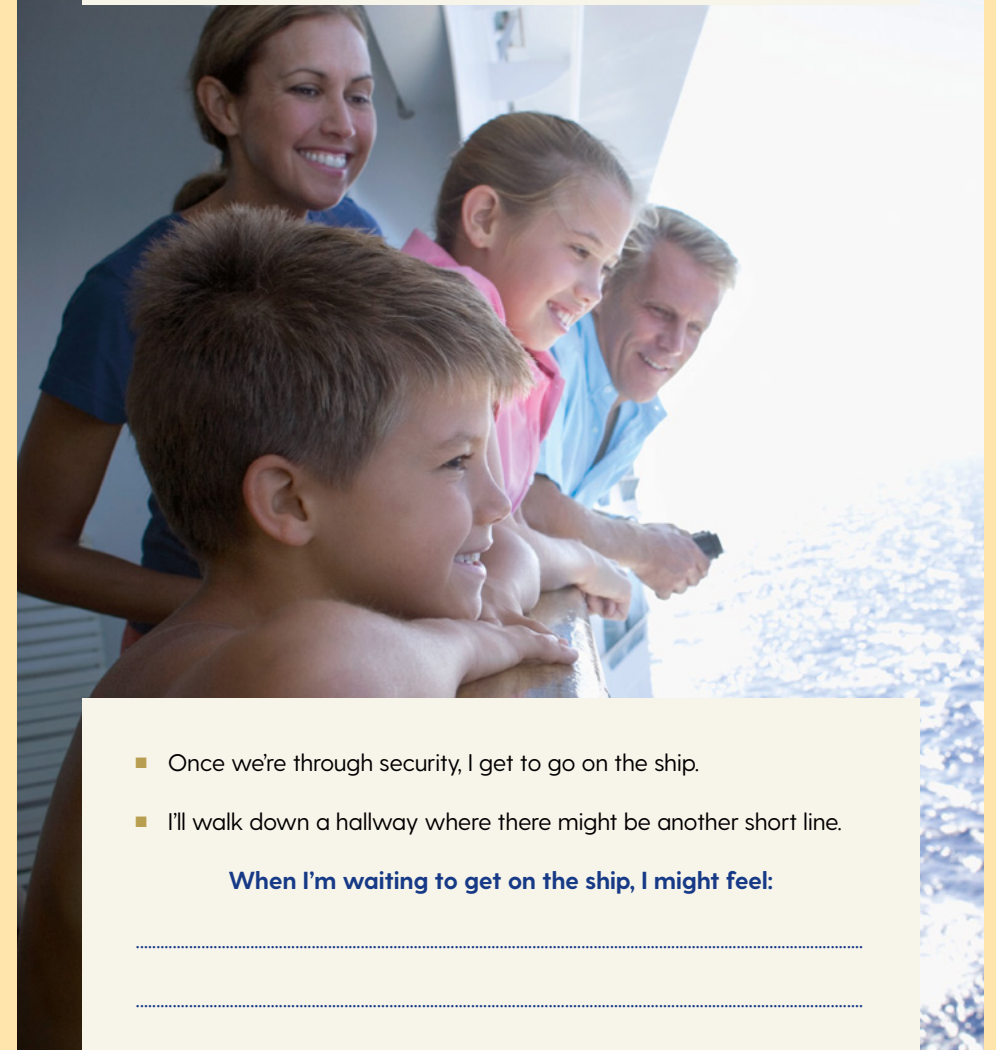


- At the terminal, there's security, like there is at an airport.
- We have to go through security before we can board the ship.
- We might have to wait in a queue here, too. When it's our turn to go through security, any suitcases or bags we still have will go through a machine that scans them. I'll walk through a scanner when the security officer tells me it's my turn.
- When I've walked through the scanner, I can pick up my belongings at the end of the scanner.

Everyone must go through security. We will all do it each time we get on and off the ship on our holiday.

Getting on our ship

We can start to explore



- Once we're through security, I get to go on the ship.
- I'll walk down a hallway where there might be another short line.

When I'm waiting to get on the ship, I might feel:

.....

.....

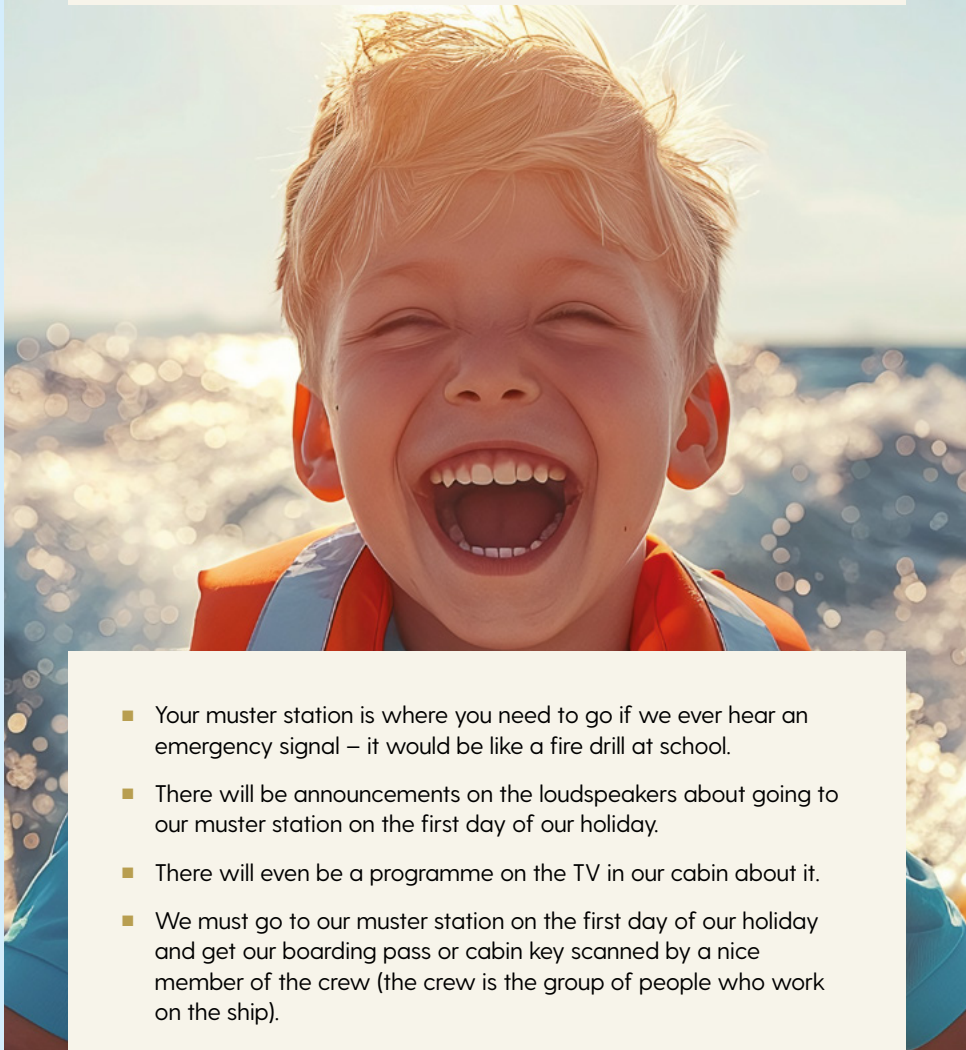
.....

The inside of the ship is big!

- There will be lots of people walking around and exploring the ship.
- I'll get to explore the ship, too. It's a fun way to see everything and get to know where we will be staying for our holiday.

My muster station

It's where I need to go in an emergency

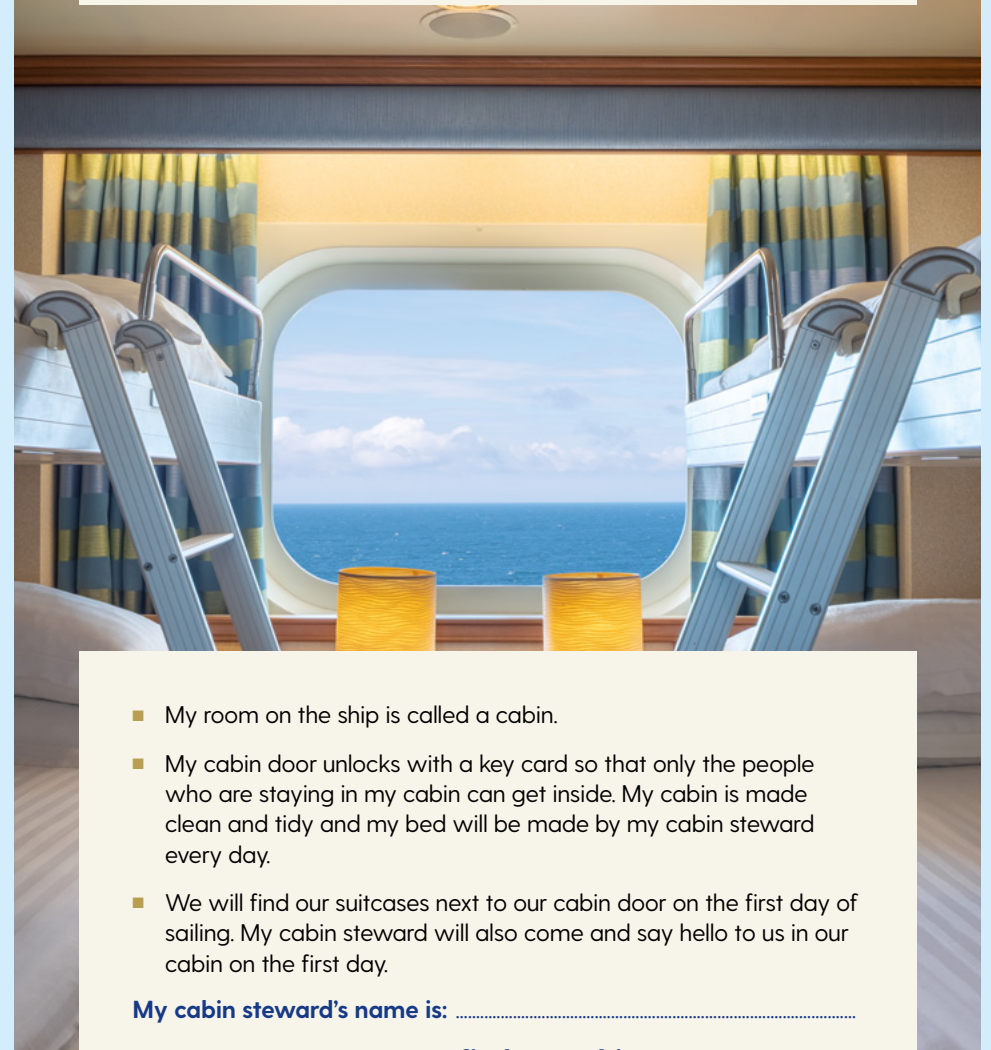


- Your muster station is where you need to go if we ever hear an emergency signal – it would be like a fire drill at school.
- There will be announcements on the loudspeakers about going to our muster station on the first day of our holiday.
- There will even be a programme on the TV in our cabin about it.
- We must go to our muster station on the first day of our holiday and get our boarding pass or cabin key scanned by a nice member of the crew (the crew is the group of people who work on the ship).
- It's nothing to be worried about, but I'll tell the people I'm travelling with if I feel scared or excited.

Our muster station is:

My cabin

Where I sleep, chill and get dressed



- My room on the ship is called a cabin.
- My cabin door unlocks with a key card so that only the people who are staying in my cabin can get inside. My cabin is made clean and tidy and my bed will be made by my cabin steward every day.
- We will find our suitcases next to our cabin door on the first day of sailing. My cabin steward will also come and say hello to us in our cabin on the first day.

My cabin steward's name is:

How to find my cabin

- I can use the stairs or the lifts to get to the deck my cabin is on. The lifts might be very busy when everyone is getting on the ship on the first day of our holiday.

My cabin is down a long hallway.

My cabin number is: **My cabin is on Deck:**

My ship is big!

I can discover the different decks

My ship is...



Arcadia



Azura



Arvia



Britannia



Aurora



Iona



Ventura



- This ship has lots of floors, like in a tall building. On a ship, these floors are called decks. Ships have lifts and stairs, just like buildings, that we can use to move between decks.

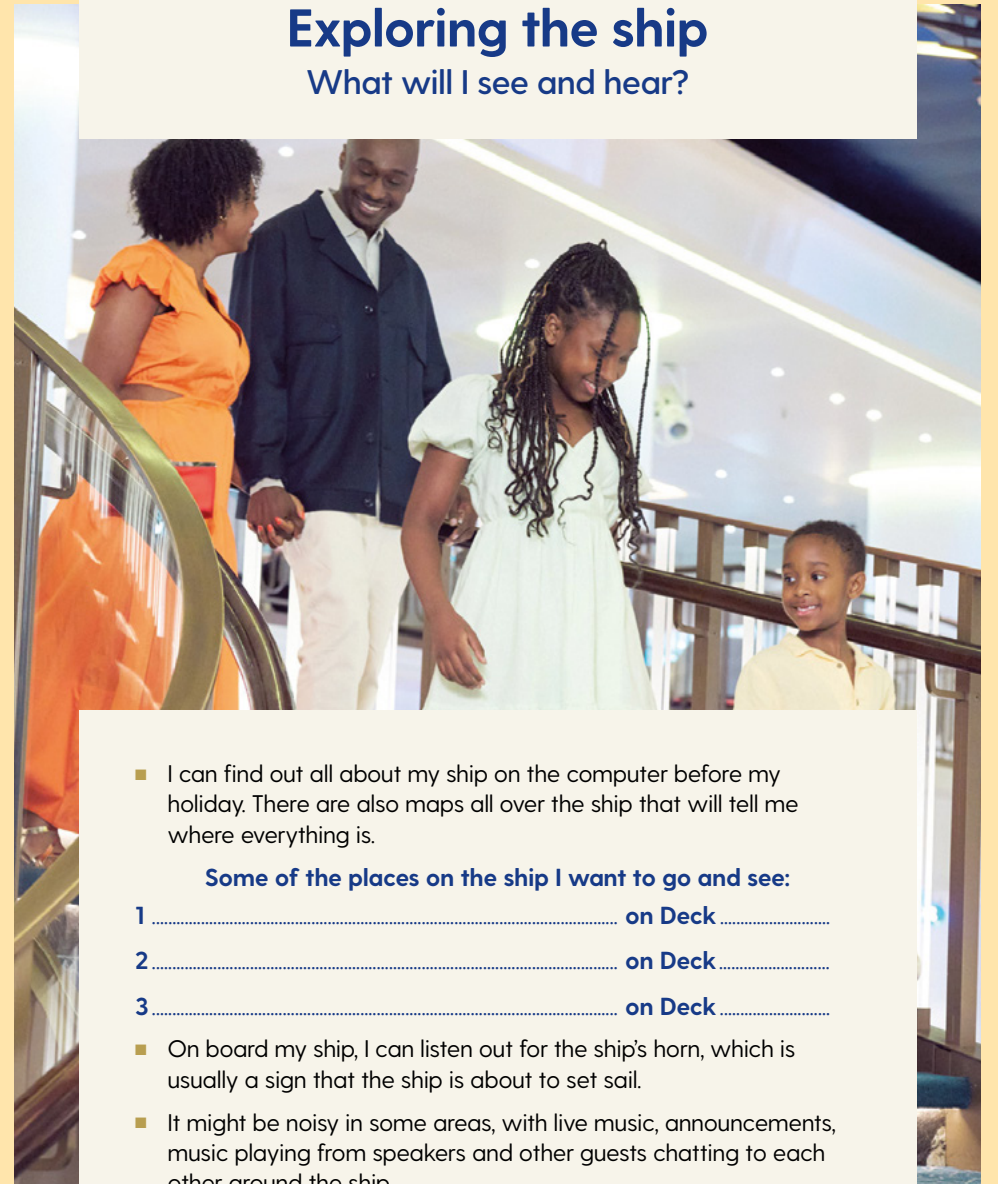
Our ship has decks.

Here are some more new words to learn for my holiday:

- **Forward** – front of the ship
- **Port** – left side of the ship when facing forward
- **Midship** – middle of the ship
- **Starboard** – right side of the ship when facing forward
- **Aft** – back of the ship

Exploring the ship

What will I see and hear?



- I can find out all about my ship on the computer before my holiday. There are also maps all over the ship that will tell me where everything is.

Some of the places on the ship I want to go and see:

- 1 on Deck
- 2 on Deck
- 3 on Deck

- On board my ship, I can listen out for the ship's horn, which is usually a sign that the ship is about to set sail.
- It might be noisy in some areas, with live music, announcements, music playing from speakers and other guests chatting to each other around the ship.
- Another noise that might surprise me is the noise from the toilets.
- There's a private bathroom in our cabin and public bathrooms around the ship. To flush the toilet, I close the lid and then press a button.
- The toilet makes a loud whooshing noise when it flushes, like on an aeroplane.

Time for food!

What can I eat and where?



- There are lots of places to eat breakfast, lunch, dinner and snacks all around the ship
- There's always something tasty available, with lots of choice depending on what I might like.
- Many of the restaurants are open throughout the day and the crew who work there will help with any meal needs that I have.
- If there are foods I can't eat, I can tell a friendly member of the crew when I'm in the restaurant.
- We can decide which restaurant we fancy eating in each day.
- If we sit in the middle of the restaurant, it can seem noisier and busier, with tables, waiters and other guests all around us.

The buffet restaurant on the ship is called:

We had dinner in on Deck on the first day of our holiday.

My server's name was:

On my holiday, my favourite restaurant was:

My favourite meal was:

Lots of fun for me

What exciting activities are on the ship?



There's lots to do on the ship and lots of fun activities I might want to try:

- Go swimming
- Play table tennis
- Play games in the sports courts
- Have an ice cream
- Browse the shops
- Watch a film in the cinema or on our cabin TV
- Watch a show in the theatre
- Visit The Reef children's club

At The Reef children's club

I can have fun and games with other children



- The Reef children's club is a place on the ship that's just for kids.
- It's perfect if I like busy places, making new friends and playing games with other children.
- If this sounds like fun, I'll be put into a group with other children who are around the same age as me. The children's club is just for children, so I'll get to make new friends all by myself.
- The Reef Rangers are the adults who work in The Reef. They can give me lots of fun activities to do and can help me while I'm there.
- If this doesn't sound like fun, I can go to the children's club at a quieter time. In this quiet session, someone I'm travelling with can stay and play with me without lots of other children and noise.

The Reef is on Deck:

One of the Reef Rangers is called:

At the theatre

I can watch an amazing live-action show



- We might like to go to the theatre and watch a show while we're on holiday.
- The theatre on board has actors and actresses who perform on a stage.
- I'll sit with my family or friends in the audience, and we might sit near other families while we're in the theatre. The theatre is sometimes dark or loud with flashing lights on the stage.
- Most live shows include singing and dancing. The audience might clap and laugh during the show.
- After the show is over, everyone stands up to leave at the same time.
- I'll have to wait my turn before I can leave the row I'm sat in and then the theatre. There might be a small queue I have to wait in.

I watched:

.....

on my holiday.

Lots to see and do ashore

I can discover new things in every place we visit



My ship will stop in other countries called ports.

Ports are where ships come and go.

Countries we'll visit:

.....
.....

Ports we will stop at:

.....
.....

My favourite places:

.....
.....

Lots to see and do ashore

I can explore ashore with a new group of people



- When the ship stops at different ports, we can get off the ship and explore each new place.
- We can do this by ourselves or as part of something called a shore experience. A shore experience is a way to see a new place with a group of people. They are led by an adult who knows lots of facts about the place.
- We might get on a bus to get to the place we're going to explore and have to wait in a queue before we get on the bus and then we might have to wait for other people to get on.
- In some places, we might use a boat to get to shore. I'll show that I can safely step into the boat and I may have to wait a little while when queueing to get onto it.

The end of my holiday

- We will get ready for the end of our holiday the night before we leave the ship.
- We can leave our suitcases outside our cabin door before we go to bed. While I'm asleep, crew members will collect them and make sure they're in the terminal for us to collect the next day.
- If we leave our suitcases outside our cabin, I will not have my suitcase on the morning of my last day. I shouldn't pack my clothes or shoes that I'll need to wear to leave the ship. I should also make sure nothing else I'll need to have with me is in the suitcases and bags we leave outside our cabin to be collected.
- Everyone will leave the ship at the same time, so it'll be very busy as we disembark. It might be noisy and I might need to queue to get off the ship.