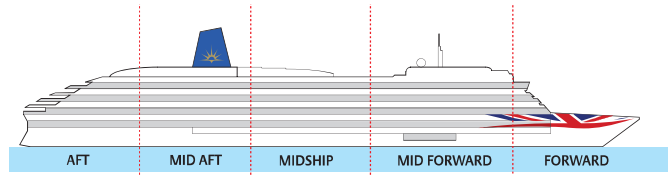


AURORA

76,152 tons
 Entered service in 2000
 Normal operating capacity: 1,874 guests and 850 crew



If you'd like to view these deck plans in a little more detail, you can view PDF versions online at pocruises.com

To find out more about Aurora's cabins, visit pocruises.com/Aurora

For more information on selecting the right cabin for you see pages 26-29.

DECK 13 - SUN DECK

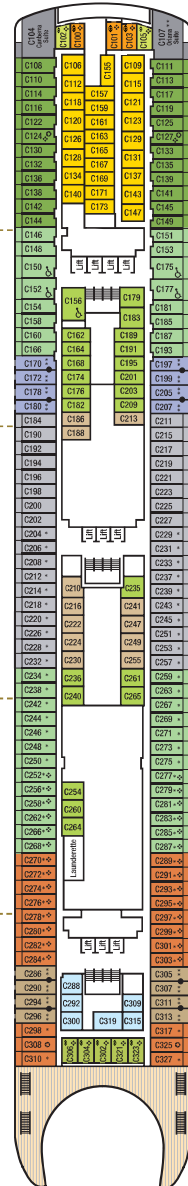
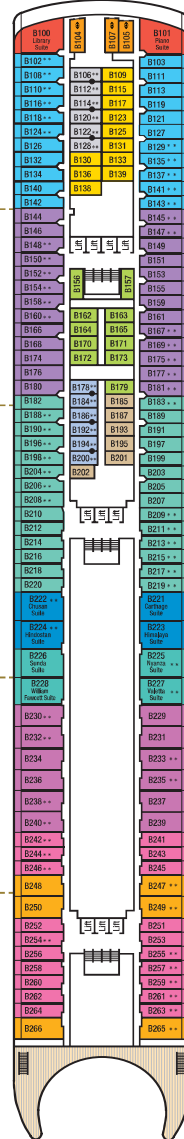
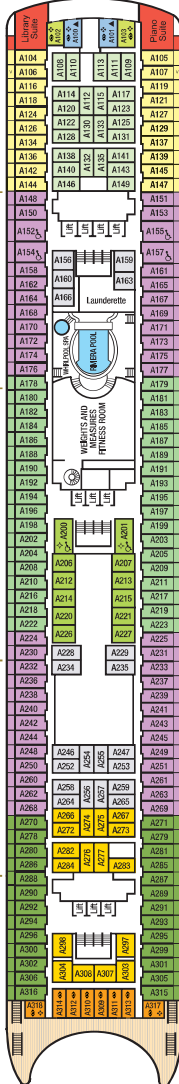
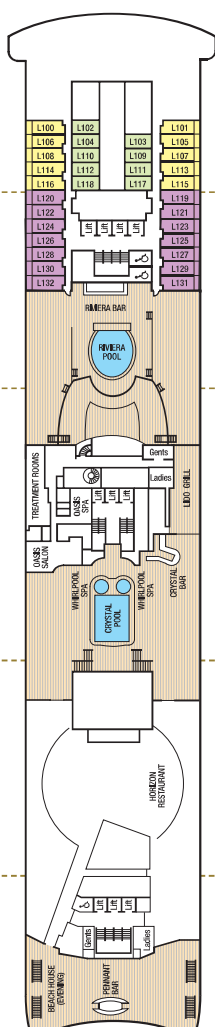
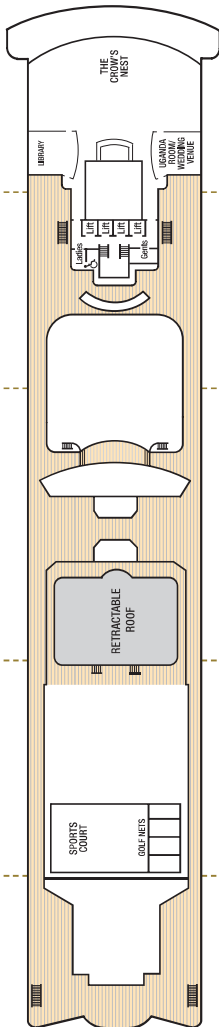
DECK 12 - LIDO DECK

DECK 11 - A DECK

DECK 10 - B DECK

DECK 9 - C DECK

FORWARD
 MID FORWARD
 MIDSHIP
 MID AFT
 AFT



Suites

Penthouse: Deck B

Suite: Decks B & C

Mini-suite: Deck B

Balcony cabins

Deluxe: Decks B & D

Standard: Lido & Decks A & C

Sea view cabins

Larger: Deck C

Larger obstructed view: Deck D

Standard: Decks A, B, C, D, E & F

Inside cabins

Larger: Deck B

Standard: Lido & Decks A, B, C, D, E & F

Single cabins

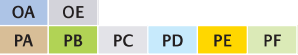
Balcony: Deck D

Sea view: Decks A & C



Cabin Notes

- * Cabin has one additional bed in the form of a single sofa bed
 - ** Cabin has two additional beds in the form of a double sofa bed
 - ◇ Cabin has two additional beds in the form of pull-down beds
 - ⊠ Fixed double bed
 - ▲ Cabin has a chair instead of a sofa
 - Cabins with interconnecting doors
 - # Steel fronted balcony
 - ⊕ Cabins with shower only
 - ◇ View over decks rather than sea view
 - v Balcony visible from above and/or neighbouring balconies
 - ♠ Cabin is partially shaded
 - ♿ Cabin has steps to entrance
 - ♿ All adapted cabins have a shower only
- Note:** All pull-down beds in twin cabins are accessible via a ladder. When pull-down beds are in use, lower beds cannot be converted to a double. Balconies in the forward section of the ship can be overlooked by the bridge.



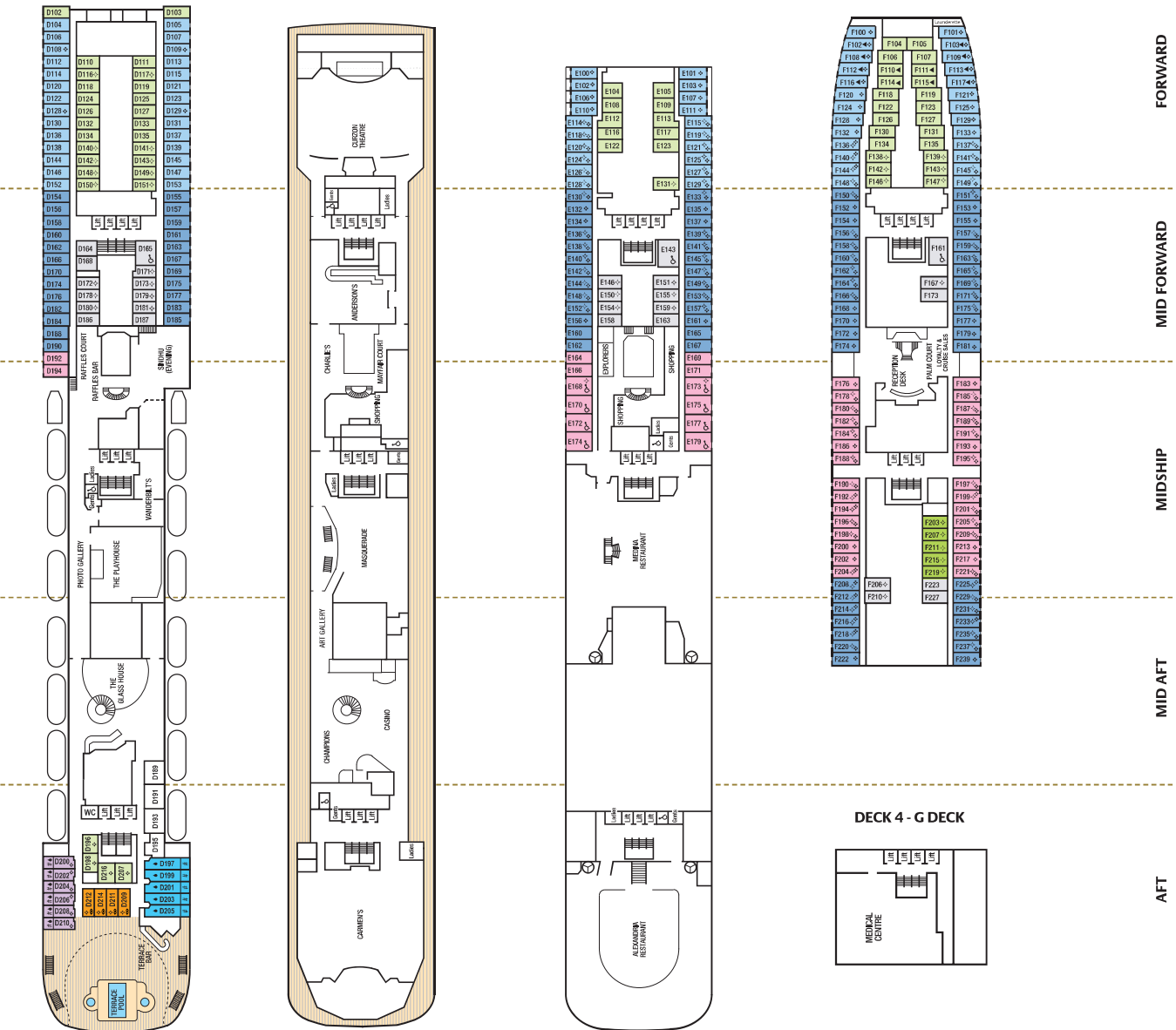
DECK PLANS - AURORA

DECK 8 - D DECK

DECK 7 - PROM DECK

DECK 6 - E DECK

DECK 5 - F DECK



FORWARD

MID FORWARD

MIDSHIP

MID AFT

AFT